



industrial angle

DURABLE, PRACTICAL AND ECONOMICAL STORAGE

Storage Solutions from

single bays to



Industrial Angle Shelving has been developed from the original 'British Standard' Shelving - a system tried and trusted over many years.

Whilst retaining the best features of British Standard Shelving - for example, loading capabilities and compatibility of components - Industrial Angle provides you with a much wider choice of components and accessories to provide competitive storage solutions from a basic product range.

You can choose from:

- **3 Types of shelving upright - to cater for all loading requirements.**
- **Shelves in 2 duties and a wide range of sizes.**
- **Simple bays or multi-tiered structures - to meet your requirements.**

With the choice of varying load capacities, Industrial Angle allows you to maximise storage efficiency whilst keeping costs competitive.

Industrial Angle is compatible with other British - Standard 'type' shelving systems, allowing components to be interchanged.



multi-tier installations





Standard finish for Industrial Angle shelves uprights and accessories is Dove Grey. Optional upright colours of Graphite Grey, Blue, Burgundy and Green are available.


A full range of accessories are available for Industrial Angle. *These include:*

- **Drawer Units & Dividers**
- **File Cradles**
- **Bin Fronts**
- **Base Plinths**
- **Adjustable Shelf Dividers**
- **Card Holders**
- **Ledge Tops**
- **Door Kits**



Drawer Units & Dividers

Steel drawer units, slotted to receive adjustable small parts storage. A built-in stop safely holds drawer units when cantilevered from the shelf. Six drawer units will span a standard 36" wide shelf.



File Cradles

For document storage. Adjustable, to accommodate most makes of file.




Bin Fronts

Turn shelves into bulk storage bins. Bin fronts locate under the shelf flange and bolt into uprights.




Base Plinths

Prevent the accumulation of dust and litter beneath the bottom shelf. Also enhance the appearance of shelving units. Plinths are 3" high.



Adjustable Shelf Dividers

Divide a shelf to create binning units or "pigeon holes". Fitted using spring clips.



Card Holders

Slot over the front of shelves to aid identification of items stored. *(Cards NOT supplied).*



Ledge Tops

To create a useful work surface. 18" deep.



Door Kits

Turn shelving bays into secure storage cupboards. Available with pin hinge or sliding doors. Cover channels fit over angle uprights for a neat finish.



For further information on Moresecure products, please contact your

ESEPROJECTS
Design, Supply & Install Services

Wensum Works,
150 Northumberland Street,
Norwich,
Norfolk,
NR2 4EE
Phone: +44 (0)1603 629956,
Fax: +44 (0)1603 630113

Email: sales@eseprojects.co.uk Web: www.eseprojects.co.uk