



PARTITIONING SYSTEMS



ANY SPACE, EVERY SOLUTION

DELIVERING THE PROMISE

Design flexibility with the highest manufacturing standards

Apton Partitioning Ltd offers quality, partition wall options based on a well established and highly respected design.

The range has been specifically developed to:

- *Help you create the right environment*
- *Give you value for money*
- *Ensure your premises meets legislative standards*

Creating a look that communicates who you are and what you do is more important than ever. You may already have in mind a style and feel you wish to see in your work environment. Apton offers the widest range of standard partitioning options with the flexibility to create the exact look you want.

All of Apton's partitioning range provides solid and professional looking partition walls, suitable for general office requirements. The more upmarket option is ideal for use in prestigious locations such as boardrooms. But our product is also designed with value in mind and the system provides users with a number of significant benefits over cheaper alternatives.

The use of superior quality materials make it less susceptible to wear and tear, lowering maintenance costs. Its modular design and factory glazed windows make it quick to install so disruption is minimal. And it is easy to relocate so future layout reconfigurations are accommodated at minimal cost.

Below from left to right:

Discreet low-voltage light switches add a tasteful finishing touch

16 standard vision panels are available

Continuous veneers are used for doors with overpanels

Partitioning suitable for a range of uses and environments

The Apton system

Fundamental Construction

The Apton system is a non load-bearing steel stud and track demountable partitioning system which is available in a variety of performance specifications and finishes.

Apton is manufactured to BS 5234 and is available in both 75mm and 100mm giving sound reduction up to 50dB Rw and fire resistance up to 60 minutes.

Factory Finished Door and Window Units

Pre-hung, pre-glazed door and window units combined with pre-decorated panels make Apton partitioning exceptionally fast to fit, no other trades are required on site and relocation of the partitioning couldn't be simpler.

A large choice of standard modules are available. Windows are available either single or double glazed, with or without blinds. Doors are available in a wide choice of veneers in a range of heights and configurations, with or without vision panels and with door furniture to suit every style.

Bespoke Manufacturing Service

Recognising that 'standard' modules are not always suitable, Apton also offers a bespoke manufacturing service that can provide solutions for the most demanding of installations.

Finishes

Apton comes in a wide choice of powder coated colours and finishes. 24 standard solid and metallic finishes are available including a pre-coated oak effect finish which combines the warmth of wood with the strength of steel.

Understanding the importance of matching existing schemes or corporate colours, almost any commercially available powder can be applied in our in-house powder coating facility.



COLOURLINE

Transform professional environments with a range of pure colours





Sleek, stylish and aesthetically pleasing. Colourline is a high quality, cost effective, relocatable partitioning system that comes in a choice of colours, allowing you to create just the right mood and tone for any part of the workplace.

With pre-hung, pre-glazed doors and windows, and pre-decorated panels, Colourline is exceptionally fast and simple to fit. There is little or no snagging and no wet trades are required on site.

Add a splash of colour and transform almost any workplace into a professional looking environment with Colourline.

Below from left to right:
Pre-formed radius ceiling track corners
maintain sleek lines
Wide selection of door furniture styles
and finishes
Unobtrusive coloured coded venetian
blind controls blend in with frames
Pre-formed 135° corner detail

Apton



TIMBERLINE

For the contemporary office
with a natural tone

Combining the warmth of wood with the strength of steel and the best of modern materials technology, Timberline lends a traditional note with contemporary styling to any office setting.

Made from high quality steel pre-coated with an oak effect laminate, the system is almost impossible to distinguish from solid oak. At the same time, it is stronger than wood, more durable and of course considerably more cost effective.

Smart, sturdy, tough and resilient, Timberline adds impact – naturally.



Below from left to right:
Timberline contour joint trim detail
Elegant finish of the Timberline door frame
Pre-formed large outer corner detail
Round bar door furniture is one of the many Timberline options
Part glazed panels with a choice of vinyls are also available



SILVERLINE



SILVERLINE

High tech finishes for the modern work space



Fashionable and sophisticated, Silverline expresses a modern contemporary look. Choose from a stunning variety of metallic paint finishes with doors in a range of veneers that match any style you wish to create.

Silverline is supplied with powder coated aluminium joint trim and skirting or steel Omega joint trim. The PVC Omega inserts and flush skirting are available in the 14 standard solid colours which can be used to complement or contrast where appropriate.

Below from left to right:

- Large outer corner with omega trim detail
- Stylish yet simple blind controls
- Integral venetian blinds match the finish of the radius corner
- Door furniture variations to suit every taste
- Widest choice of options to create individual and distinctive interiors



INFINITY GLASS

A clear choice for the office of the future



Cool, serene and crystal clear, Infinity Connect and Contour incorporate one of the most appealing joints available today. The nebula-hesion joint is the key to the superior aesthetic appeal of the Infinity Glass range. The unique symmetrical locking system, which is virtually unnoticeable, is friction fitted to create a striking finish.

Glass panels can be constructed in attractive smooth lines or pleasing curved forms to create a virtually seamless and alternative architecture. Infinity Glass relocatable partitioning is a flexible, modular system, tailor-made to your requirements to shape a visually stunning yet practical environment.



Below from left to right:
A choice of stylish door furniture is available
The nebula-hesion joint viewed in section
From the side, the nebula-hesion joint is virtually unnoticeable
Simple yet effective - glass panels are locked in place by pre-formed seals

Apton



APTON FINISHES AND OPTIONS

Apton colours

Timberline



European Oak
RAL 6028

Colourline



Granite
BS 00A05

White
BS 00E55

Grey
RAL 7035



Blue
RAL 5017

Dark Brown
RAL 8019

Burgundy
RAL 3004



Iron Bridge
RAL 7011

Crocus (Dulux)
CD 2020-R80B

Heather (Dulux)
CD 2010-R50B



Mint (Dulux)
CD 2010-B70G

Sand
BS 08B17

Black
BS 00E53

Silverline



Red Granite

Alloy

Gold Dust

Mulberry

Patina Chrome



Purple Slate

Wave Crest

Lightning


Moonstone

Colours shown are representative and due to the printing process may not be accurate. Painted colour samples are available on request.

Apton trim options



Contour trim








Omega (Top Hat) trim



Aluminium trim

Apton door veneers



Sapele

Koto

Steamed Beech

Cherry

Maple




White Oak

Crown Cut Ash



APTON SPECIFICATIONS & PERFORMANCE

Silverline and Colourline exploded views showing trim options.



Silverline with Omega trim Colourline with Contour trim

Specification	
Height	2.4m, 2.7m & 3.0m as standard, up to 4.5m with reinforced studs.
Thickness	75mm & 100mm depending on performance requirements.
Solid Modules	13mm thick plasterboard, factory applied vinyl to suit specification.
Glazed Modules	Single, double or double with integral Venetian Blind.
Door Modules	2.1m standard height, full height or with matching overpanel in range of veneers.
Joint Detail	Colour co-ordinated PVC or Aluminium trim, steel omega trim with PVC insert or flush V-joint with edge wrapped bevel edge boards. (PVC components only available in Colourline colours).
Finish	Powder coated in a range of standard finishes to all exposed steel sections or European Oak effect foil to steel and PVC profiles. Special colours are available on request.

Performance		
Fire Resistance	BS 476 Part 22	30 minutes – 75mm system 60 minutes – 100mm system
Sound Reduction	BS 2750	Up to 43dB (Rw) – 75mm system Up to 50 dB (Rw) – 100mm system (Weighted sound reduction index, Depending on module configuration)
Strength & Robustness	BS 5234 Part 2	Medium Duty – 75mm system Heavy Duty – 100mm system (When fitted in accordance with installation manual)

Table showing fire performance and sound reduction properties.

System	Fire performance	dB rating	Acoustic performance (description)
75mm Non-fire rated	Not rated	35dB	Loud speech can be heard but not easily understood
75mm Improved sound	Not rated	43dB	Loud speech or shouting can be faintly heard but not understood
75mm F30	30 minutes	43dB	Loud speech or shouting can be faintly heard but not understood
100mm Improved sound	Not rated	50dB	Loud speech or shouting can only be heard with great difficulty
100mm F60	60 minutes	50dB	Loud speech or shouting can only be heard with great difficulty

ESEPROJECTS

Design, Supply & Install Services

Wensum Works,
150 Northumberland Street
Norwich, Norfolk, NR2 4EE

Phone: +44 (0)1603 629956
Fax: +44 (0)1603 630113

Email: sales@eseprojects.co.uk
Web: www.eseprojects.co.uk

Apton is distributed and installed by an international network of approved independent dealers and installation specialists. This ensures that whatever your project you can be assured of both first class service and fair and competitive pricing.

Designed and manufactured in the UK.



Apton Partitioning Ltd, John Dickinson Enterprise Centre,
London Road, Hemel Hempstead, Herts, HP3 9QU, UK
Tel +44 (0) 870 429 6578 Fax +44 (0) 870 429 6579
www.apton-partitioning.com