

SEALEY POWER PRODUCTS

INSTRUCTIONS FOR: TOPCHEST & ROLLCAB COMBINATION 6 DRAWER MODEL No: **AP2200BB.V2**

Thank you for purchasing a Sealey product. Manufactured to a high standard this product will, if used according to these instructions and properly maintained, give you years of trouble free performance.



IMPORTANT: PLEASE READ THESE INSTRUCTIONS CAREFULLY. NOTE THE SAFE OPERATIONAL REQUIREMENTS, WARNINGS & CAUTIONS. USE THE PRODUCT CORRECTLY AND WITH CARE FOR THE PURPOSE FOR WHICH IT IS INTENDED. FAILURE TO DO SO MAY CAUSE DAMAGE AND/OR PERSONAL INJURY, AND WILL INVALIDATE THE WARRANTY. PLEASE KEEP INSTRUCTIONS SAFE FOR FUTURE USE.

1. SAFETY INSTRUCTIONS

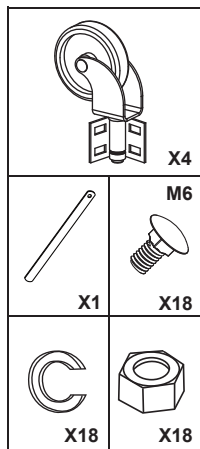
1.1 GENERAL SAFETY

- ☐ **WARNING!** Ensure Health & Safety, local authority, and general workshop practice regulations are adhered to when using this Topchest & Rollcab combination.
- ✓ Locate Topchest & Rollcab combination in a suitable working area.
- ✓ Keep the work area clean, uncluttered and ensure there is adequate lighting.
- ✓ Keep the Topchest & Rollcab combination clean and tidy in accordance with good workshop practice.
- ✓ Keep children and unauthorised persons away from the working area.
- ✗ **DO NOT** use the Topchest & Rollcab combination for any purpose other than that for which it is designed.
- ✗ **DO NOT** move the Topchest & Rollcab combination with drawers open.
- ✗ **DO NOT** open more than one drawer at the same time.
- ✗ **DO NOT** step on the drawers.
- ✗ **DO NOT** use in damp work areas.
- ☐ **WARNING!** The warnings, cautions and instructions referred to in this instruction manual cannot cover all possible conditions and situations that may occur. It must be understood that common sense and caution are factors which cannot be built into this product, but must be applied by the operator.

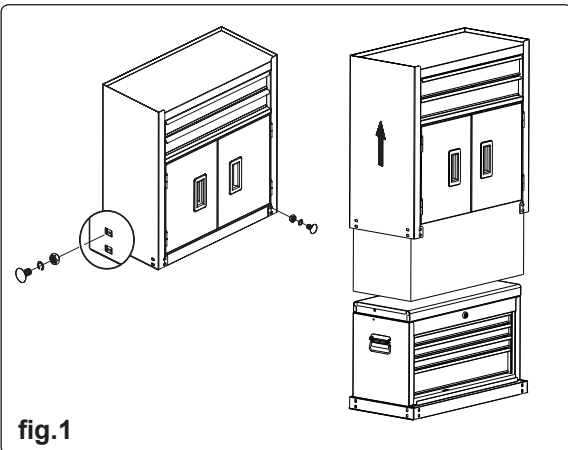
2. INTRODUCTION & SPECIFICATIONS

The economical way to buy American Pro quality toolboxes. Supplied packed one inside the other. This mid-size combo has all the features of the professional chests except that the rollcab is not lockable and the castors are Ø75mm. These boxes are not interchangeable with the rest of the American Pro Range.

Model No:	AP2200.V3
4 Drawer Topchest	
Overall Size:	598 x 260 x 338mm
Small Drawer (x3):	514 x 224 x 37mm
Medium Drawer (x1):	514 x 224 x 82mm
2 Drawer Rollcab	
Overall Size:	616 x 298 x 700mm
Medium Drawer (x2):	516 x 275 x 65mm
Maximum Load:	70kg



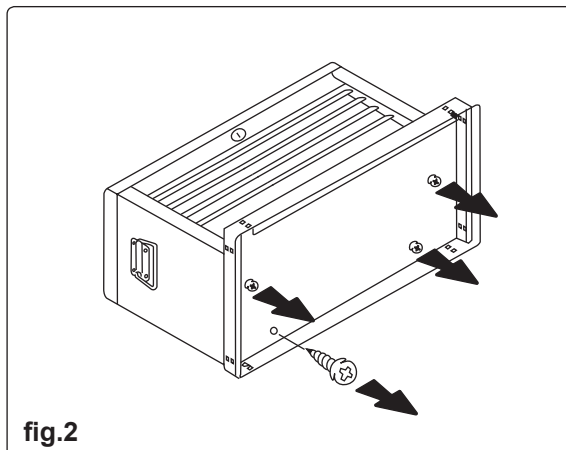
3. ASSEMBLY



3.1 Remove the bolts, nuts and washers from the base of the rollcab, (fig.1) and then lift off the body to uncover the topchest.

3.2 Remove the screws from the base, (fig.2) and separate from the topchest, discard the screws.

Note: Place protective material onto the ground to avoid damaging the back of the topchest.



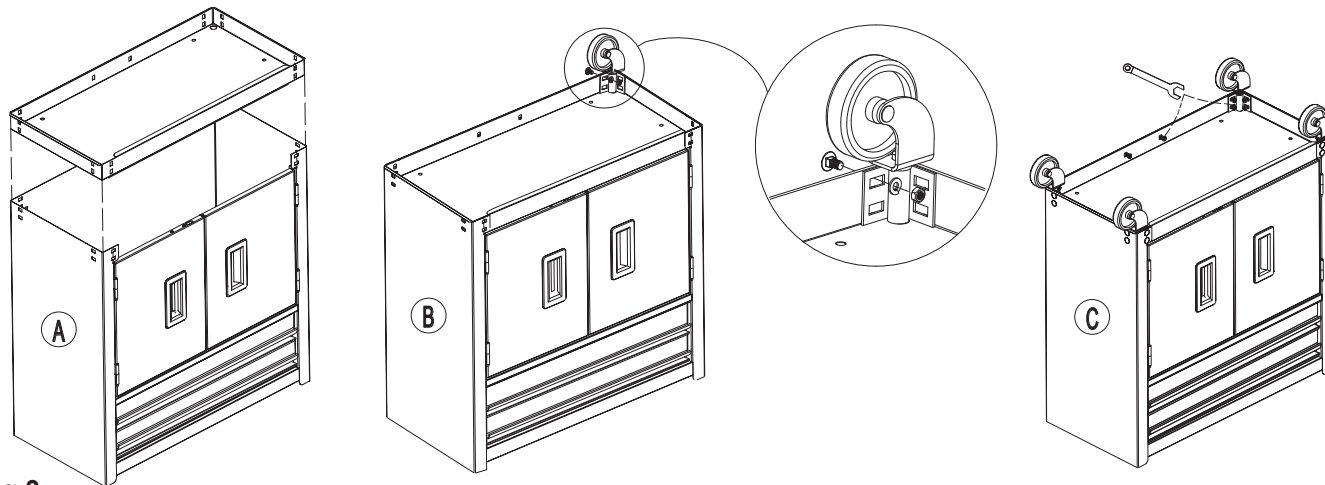


fig.3

3.3 Turn the rollcab upside down and place the base into position as shown in fig.3A.

Note: Place protective material onto the ground to avoid damaging the top of the rollcab.

3.4 Position the castors fig.3B and secure using bolts, washers and nuts.

3.5 Attach the back panel to the base using two bolts, washers and nuts.

3.6 Ensure the base is square in the rollcab and tighten all nuts fully fig.3C.

3.7 Upright the rollcab and place the topchest on top as shown in fig.4.

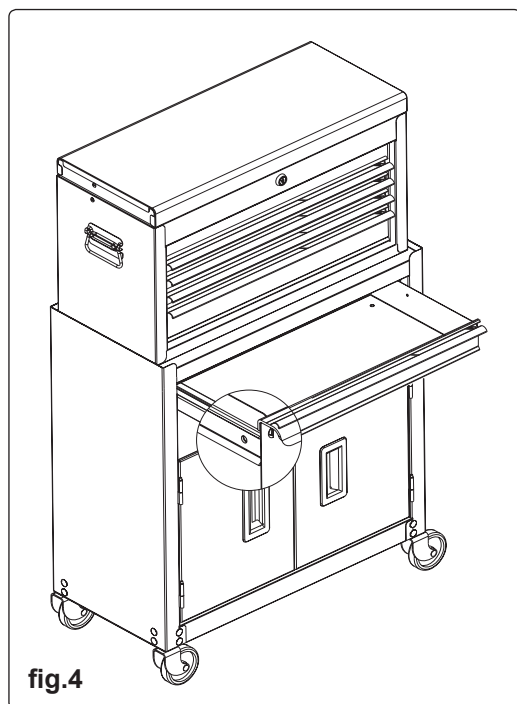


fig.4

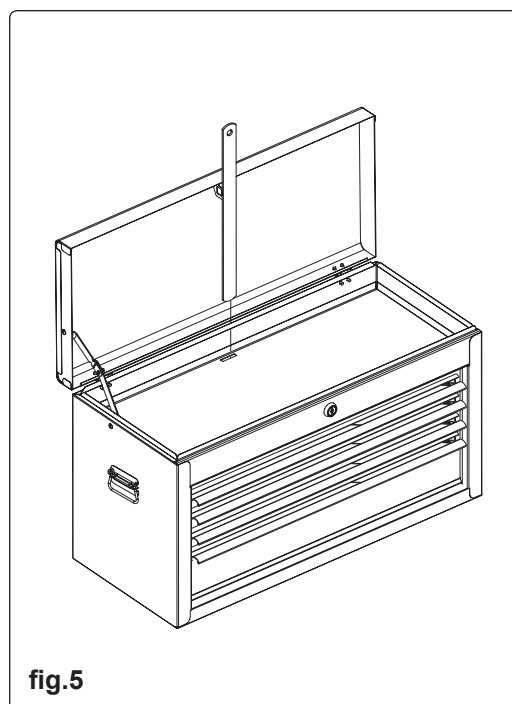


fig.5

4. OPERATION

4.1 To lock the top chest, please close all drawers, then insert one lock bar into the back slot inside the top compartment, fig.5. Close the lid and lock with the key.

5. MAINTENANCE

5.1 Periodically lubricate the drawer slides, fig.4.

5.2 Clean the surfaces with a soft cloth and a mild water/detergent solution.

5.3 Check all fixings and tighten if required.

Parts support is available for this product. To obtain parts email sales@sealey.co.uk or phone 01284 757500.

NOTE: It is our policy to continually improve products and as such we reserve the right to alter data, specifications and component parts without prior notice.

IMPORTANT: No liability is accepted for incorrect use of this product.

WARRANTY: Guarantee is 12 months from purchase date, proof of which will be required for any claim.

INFORMATION: For a copy of our catalogue and latest promotions call us on 01284 757525 and leave your full name, address and postcode.