

DrainProTector

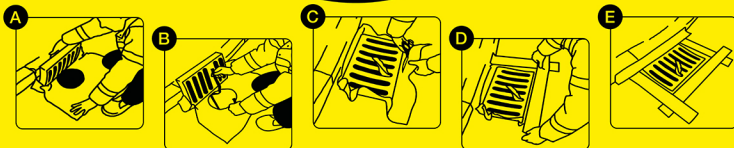


Traps Oil & Debris
Lets water flow away

OIL, FUEL & SILT

DT-OFS-XL

- The number one solution to prevent pollution and drain blockages
- Ideal for building sites, wheel wash stations, construction site access points, civil engineering and motorway projects
- Avoid the time and cost of fines and unblocking drains
- Fast and effective pollution solution
- Reduces downtime on site
- Oil & Sediment version retains up to 1.5L of hydrocarbon sheen
- Retains up to 22kg of sediment
- Water discharged to EA-accepted levels
- Easy to empty and reuse
- Can be emptied in situ
- Instructions printed on the top
- Install in 3 minutes

DrainProTector Unit for collecting/trapping Oil, Fuel, Silt, Sand, Gravel and other solids that can cause drain blockages.
The number one product for drain protection.



INSTRUCTIONS FOR USE

1. Remove the drain cover or grate.
2. Unfold the DrainProTector and place the mat, print up, over the drain with the drain port in the centre.
3. Carefully insert the filter funnel down into the chamber of the drain.
4. Thread securing straps through drain cover grid.
5. Place the drain cover or grate back into its original position.
6. If necessary, the printed mat can be trimmed down around the cover or grate to avoid potential pooling.
7. Tape down the mat edges to the ground surrounding the drain with the tape supplied.
8. If necessary, use some absorbent sand booms to channel the flow of the water toward the DrainProTector.
9. Carry out a safety check of the DrainProTector to ensure correct installation and not a safety hazard.
10. Regularly inspect the status and condition of the DrainProTector filter.
11. If hydrocarbons please ensure you are using the Oil, Fuel and Silt DrainProTector version.

Part of The SpillTector® Family.

MADE IN BRITAIN®